

To,  
The manager,  
Bombay stock Exchange Ltd.  
P.J.Towers  
dalal street  
mumbai  
date : 31-07-2015

Dear sir


**Sub: Submission of Quarterly (provisional ) results for the quarter ended on June-15**

In pursuance to the Clause 41 of the listing agreement and with reference to the captioned subject matter we are forwarding herewith the quarterly results for the quarter ended on 30<sup>th</sup> june-2015, which the Board of Director of the company in their meeting held on 31-07-2015 has duly taken on records.

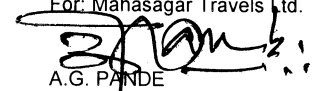
Kindly take the same on your records and oblige.


Thanking You

For, Mahasagar Travels Ltd.



Authorised Signatory

<b>MAHASAGAR TRAVELS LTD. JAYSHREE ROAD, KALWA CHOWK, JUNAGADH-362001</b>					
<b>Audited Financial Results for the period ended on 30TH JUNE-15</b>					
<b>CIN NO: L63040GJ1993PLCO20289</b>					(Rs. In Lacs)
<b>PARTICULARS</b>	3 months ended on 30-06-2015 unaudited	3 months ended on 30-06-2014 un-audited	year to date ended on 30.06.2015 unaudited	year to date ended on 30.06.2014 unaudited	previous year ended on 31.03.2015 Audited
1A Income from operations	1330.00	1256.15	1330.00	1256.15	4677.37
1B Other income	32.49	64.13	32.49	64.13	232.24
	<b>1362.49</b>	<b>1320.28</b>	<b>1362.49</b>	<b>1320.28</b>	<b>4909.61</b>
2 Expenditures					
a)increase/decrease in stock in trade &WIP	0.00	0.00	0.00	0.00	0.00
b)Consumption of raw material	592.69	589.20	592.69	589.20	2145.53
c)Purchase of traded goods	0.00	0.00	0.00	0.00	0.00
d)Employee cost	27.88	19.69	27.88	19.69	106.18
e)Depreciation	59.73	46.70	59.73	46.70	237.55
f)Other expenditure	624.54	592.09	624.54	592.09	2293.43
g)Total	<b>1304.84</b>	<b>1247.68</b>	<b>1304.84</b>	<b>1247.68</b>	<b>4782.69</b>
(Any item exceeding 10% of the total expenditure to be shown separately)					
3 Profit from Operations before other income, interest and Exceptional items (1-2)	57.65	72.60	57.65	72.60	126.92
4 Other income	0.00	0.00	0.00	0.00	0.00
5 Profit before interest & Exceptional items(3+4)	57.65	72.60	57.65	72.60	126.92
6 Interest	4.41	4.66	4.41	4.66	22.44
7 Profit after interest but before Exceptional items (5-6)	53.24	67.94	53.24	67.94	104.48
8 Exceptional items	0.00	0.00	0.00	0.00	0.00
9 Profit (+) / loss (-) from Ordinary Activities before tax (7+8)	53.24	67.94	53.24	67.94	104.48
10 Tax Expense	0.00	0.00	0.00	0.00	20.00
11 Net Profit (+)/ Loss (-) from Ordinary Activities ater Tax (9-10)	53.24	67.94	53.24	67.94	84.48
12 Extraordinary item (net of tax expense Rs. )	0.00	0.00	0.00	0.00	0.00
13 Net Profit (+)/ Loss (-) for the period (11-12)	53.24	67.94	53.24	67.94	84.48
14 Paid-up equity share capital					0.00
Face value of the RS.10 Each	786.35	786.35	786.35	786.35	786.35
15 Reserve excluding Revaluation reserve as per balance sheet of previous accounting year	9.00	9.00	9.00	9.00	9.00
16 Earning per share (EPS)	0.09	0.09	0.09	0.09	0.09
a)Basic and Diluted EPS before Ex-ordi.Items					
b)Basic and Diluted EPS after Ex-ordi.Items					
17 Public shareholding number of shares	5487400.00	5487400.00	5487400.00	5487400.00	5487400.00
percentage of shareholding	69.78	69.78	69.78	69.78	69.78
18 Promoters and promoter group shareholding**					
a)Pledged/Encumbered					
-Number of shares	Nil	Nil	Nil	Nil	Nil
-Percentage of shares (as a %of the total shareholding of promoter and promoter group)	Nil	Nil	Nil	Nil	Nil
-Percentage of shares (as a %of the total the total share capital of the company)	Nil	Nil	Nil	Nil	Nil
b) Non-encumbered					
-Number of shares	2376100	2376100	2376100	2376100	2376100
-Percentage of shares (as a %of the total shareholding of promoter and promoter group)	100.00	100.00	100.00	100.00	100.00
-Percentage of shares (as a %of the total the total share capital of the company)	30.22	30.22	30.22	30.22	30.22
NOTES :					
1 Previous years figures have been re-grouped /rearranged where ever necessary.					
2 The above Results have been Reviewed by the Audit Committee of Directors and subsequently approved by the Board of Directors at its meeting dated :31-07-2015					
3 The above results has been Reviewed by the statutory auditors of the company.					
4 Disclosure of investor's complaint :					
Pending at the begining of the quarter	Received during the quarter	Disposed off during the quarter	unresolved		
	1	0	0	1	
Date : 31-07-2015					
Place:Junagadh					
				For: Mahasagar Travels Ltd.  A.G. PANDE (Director)	
				DIN NO: 00684673	

<b>MAHASAGAR TRAVELS LTD. JAYSHREE ROAD ,KALWA CHOWK, JUNAGADH-362001</b>					
<b>Segment wise Revenue, Results and Capital Employed for the</b>					
<b>Quarter ended on 30TH-JUNE-2015</b>					
CIN NO: L63040GJ1993PLCO20289					(Rs. In Lacs)
PARTICULARS	3 months	3 months	year to date	year to date	previous year
	ended on	ended on	ended on	ended on	ended on
	30-06-2015	30-06-2014	30.06.2015	30.06.2014	31.03.2015
	unaudited	un-audited	unaudited	unaudited	Audited
<b>1 SEGMENT REVENUES</b>					
(net sale/income from each segment should be disclosed under this head)					
(a)segment-TOURS & TRAVELS	754.07	715.07	754.07	715.07	2703.21
(b)segment-PETROL PUMP	608.42	605.19	608.42	605.19	2206.40
(c) segment-C	0.00	0.00	0.00	0.00	0.00
(d) segment..	0.00	0.00	0.00	0.00	0.00
(e) unallocated	0.00	0.00	0.00	0.00	0.00
<b>Total</b>	<b>1362.49</b>	<b>1320.26</b>	<b>1362.49</b>	<b>1320.26</b>	<b>4909.61</b>
less: inter segment Revenue	231.19	240.14	231.19	240.14	868.13
<b>net sale income From operations</b>	<b>1131.30</b>	<b>1080.12</b>	<b>1131.30</b>	<b>1080.12</b>	<b>4041.48</b>
<b>2 Segment Results(Profit)(+)/loss (-)before lax and interest from Each segment)#</b>					
(a)segment-TOURS & TRAVELS	52.37	64.64	52.37	64.64	110.33
(b)segment- PETROL PUMP	5.28	7.96	5.28	7.96	16.59
(c)segment-C	0.00	0.00	0.00	0.00	0.00
(d)segment..	0.00	0.00	0.00	0.00	0.00
(e)unilocated	0.00	0.00	0.00	0.00	0.00
<b>Total</b>	<b>57.65</b>	<b>72.60</b>	<b>57.65</b>	<b>72.60</b>	<b>126.92</b>
less:(1)interest	4.41	4.66	4.41	4.66	22.44
(2)Other un-allocable	0.00	0.00	0.00	0.00	20.00
Expenditure net off	0.00		0.00		0.00
(3) un-Allocable income	0.00	0.00	0.00	0.00	0.00
<b>total profit After tax</b>	<b>53.24</b>	<b>67.94</b>	<b>53.24</b>	<b>67.94</b>	<b>84.48</b>
<b>3 Capital Employed</b>					
(Segment assets-segment Liabilities)					
(a)Segment -TOURS & TRAVELS	554.00	424.59	554.00	424.59	434.83
(b)segment -PETROL PUMP	69.90	57.87	69.90	57.87	67.46
(c)segment-C	0.00	0.00	0.00	0.00	0.00
(d) segment ..	0.00	0.00	0.00	0.00	0.00
(e)unallocated	0.00	0.00	0.00	0.00	0.00
<b>Total</b>	<b>623.90</b>	<b>482.46</b>	<b>623.90</b>	<b>482.46</b>	<b>502.29</b>
NOTES :					
For Mahasagar Travels Ltd.  <b>A.G. PANDE</b> (Director) DIN NO : 00684673					

CIN: L6340GJ1993PLCO20289

(Rs.Lacs)

STANDALONE STATEMENT OF ASSETS AND LIABILITIES				
FOR THE YEAR ENDED ON JUNE-15				
PARTICULARS	AS AT THE YEAR		AS AT THE YEAR	
	END 30-06-2015 (UNAUDITED)	END 31-03-2015 (AUDITED)	END 30-06-2015 (UNAUDITED)	END 31-03-2015 (AUDITED)
<b>A EQUITY AND LIABILITIES</b>				
<b>1 SHARE HOLDER'S FUND</b>				
A) Share Capital	786.35	786.35		
B) Reserve and Surplus	(232.38)	(284.05)		
C) Money received against Share Warrants	0.00	0.00		
<b>SUB- TOTAL -Share holders fund</b>	<b>553.97</b>	<b>502.30</b>		
<b>2 Share application money pending allotment</b>	<b>0.00</b>	<b>0.00</b>		
<b>3 Minority Interest *</b>	<b>0.00</b>	<b>0.00</b>		
<b>4 Non Current Liabilities</b>				
A) Long Term Borrowings	0.00	0.00		
B) Deferred tax Liabilities (net)	0.00	0.00		
C) Other Long Term -Liabilities	482.24	276.74		
D)Long Term provisions	256.36	256.28		
<b>SUB- TOTAL -Non Current Liabilities</b>	<b>738.60</b>	<b>533.02</b>		
<b>5 Current Liabilities</b>				
A) Short Term Borrowings	82.70	73.40		
B)Trade Payables	113.91	117.53		
C)Other current Liabilities	65.20	239.82		
D)Short Term Provisions	28.34	48.34		
<b>SUB- TOTAL -Current Liabilities</b>	<b>290.15</b>	<b>479.09</b>		
<b>TOTAL EQUITY AND LIABILITIES</b>	<b>1582.72</b>	<b>1514.41</b>		
<b>B ASSETS</b>				
<b>1 Non -Current Assets</b>				
A) Fixed Assets	826.63	873.65		
B) Goodwill on consolidation	0.00	0.00		
C)Non -Current Investments	250.98	250.60		
D)Deferred Tax assets (net)	0.00	0.00		
E)Long Term Loans and Advances	0.00	0.00		
F) Other non Current Assets	210.42	114.00		
<b>SUB- TOTAL -Non Current Assets</b>	<b>1288.03</b>	<b>1238.25</b>		
<b>2 Current Assets</b>				
A) Current Investments	0.00	0.00		
B)Inventories	15.28	15.64		
C)Trade Receivables	192.66	197.97		
D) Cash and Cash Equivalents	86.75	46.53		
E)Short Term Loans and Advances	0.00	16.02		
F)Other Current Assets	0.00			
<b>SUB- TOTAL -Current Assets</b>	<b>294.69</b>	<b>276.16</b>		
<b>TOTAL ASSETS</b>	<b>1582.72</b>	<b>1514.41</b>		

Date : 31-07-2015

Place :Junagadh

For Mahasagar Travels Ltd

A.G. PANDE

(Director)

DIN:00684673